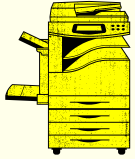



# How to make a **Fuck Woodside** stencil in 4 easy steps:

## What you will need



Printer access



Craft knife



Glue



Heavy card



Yellow spraypaint

**1**

**Print or trace the stencil design below onto paper** (ideally A3 or larger)

**2**

**Glue the paper** onto thick card

**3**

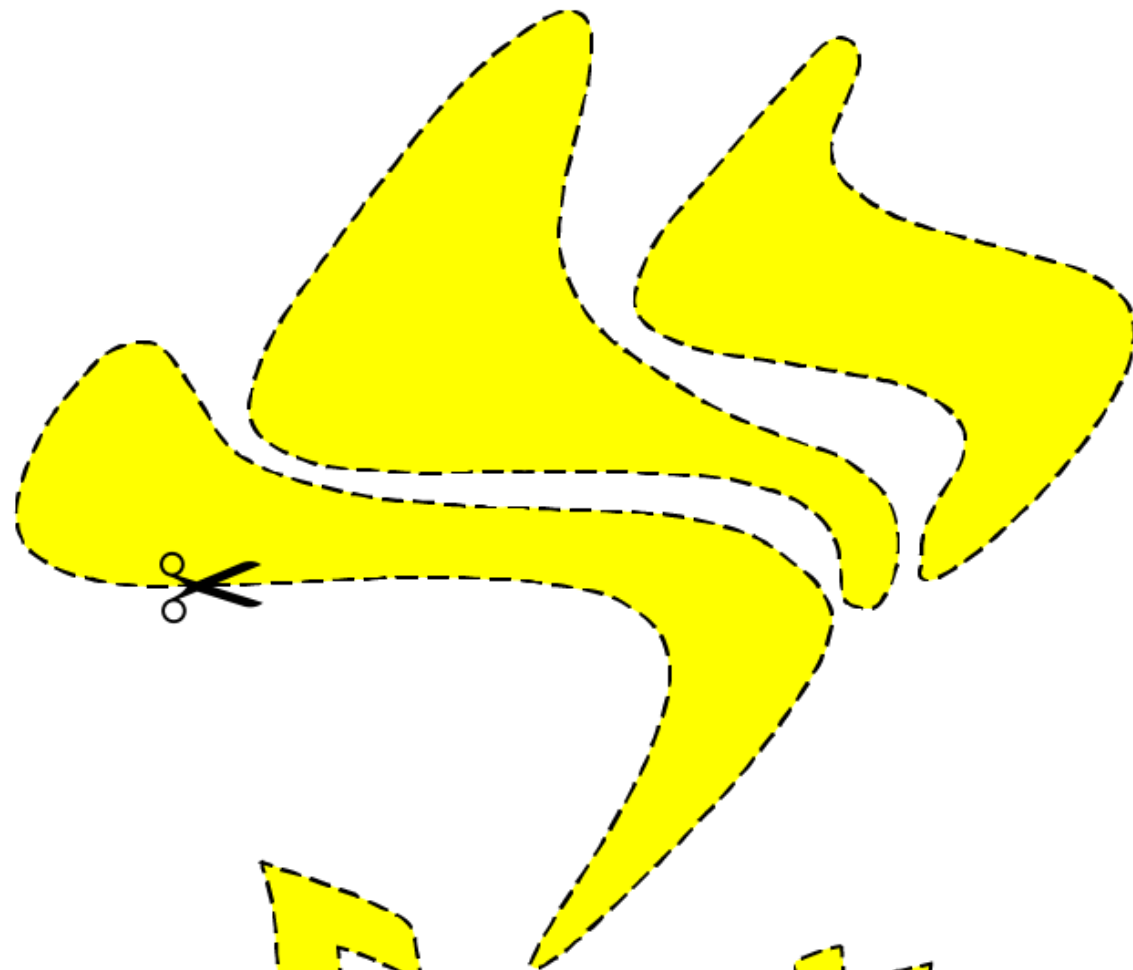
Using a craft knife, **cut along the dotted lines** to remove yellow areas

**!** Use sticky tape to fortify any weak points in the stencil

**4**

**Share the message** using spraypaint and your stencil





Fuck.  
Woodside